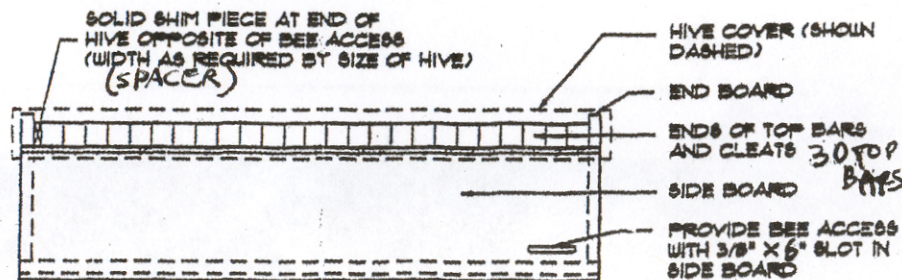
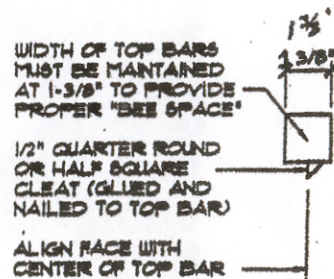


END VIEW



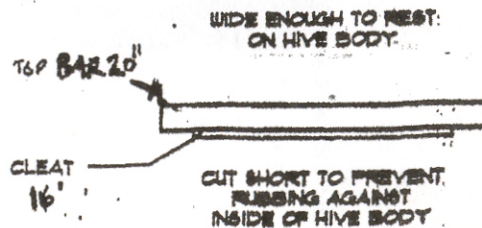
SIDE VIEW



TOP BAR END VIEW

GENERAL NOTES:

1. ATTACH THE COMPONENTS OF THE HIVE BODY WITH EXTERIOR GRADE WOOD GLUE AND GALVANIZED NAILS OR SCREWS.
2. PAINT EXTERIOR OF HIVE BODY WITH HIGH QUALITY EXTERIOR GRADE PAINT. DO NOT PAINT HIVE INTERIOR OR TOP BARS.
3. CONSTRUCT A HIVE COVER WITH MATERIALS AT HAND. CONSIDER A 1 X 2 WOOD FRAME WITH 2" RIGID INSULATION INFILL AND GALVANIZED METAL TOP. SECURE TOP TO PREVENT FROM BLOWING AWAY. BE INVENTIVE!!!



TOP BAR SIDE VIEW

CLEAT MADE OF
1/2" QUARTER ROUND
WOOD

3 - 12' 1/2" quarter round